PLOTTED BY: Komal B. Patel
LAST SAVED BY: kpatel1 8/3/25 10:55 AM
This drawing is property of Mamta Shah & Associates. Without our prior consent, it must be neither copied nor made available to third parties, nor must it be used by the recipient or third parties for the purpose other than for which it is meant.

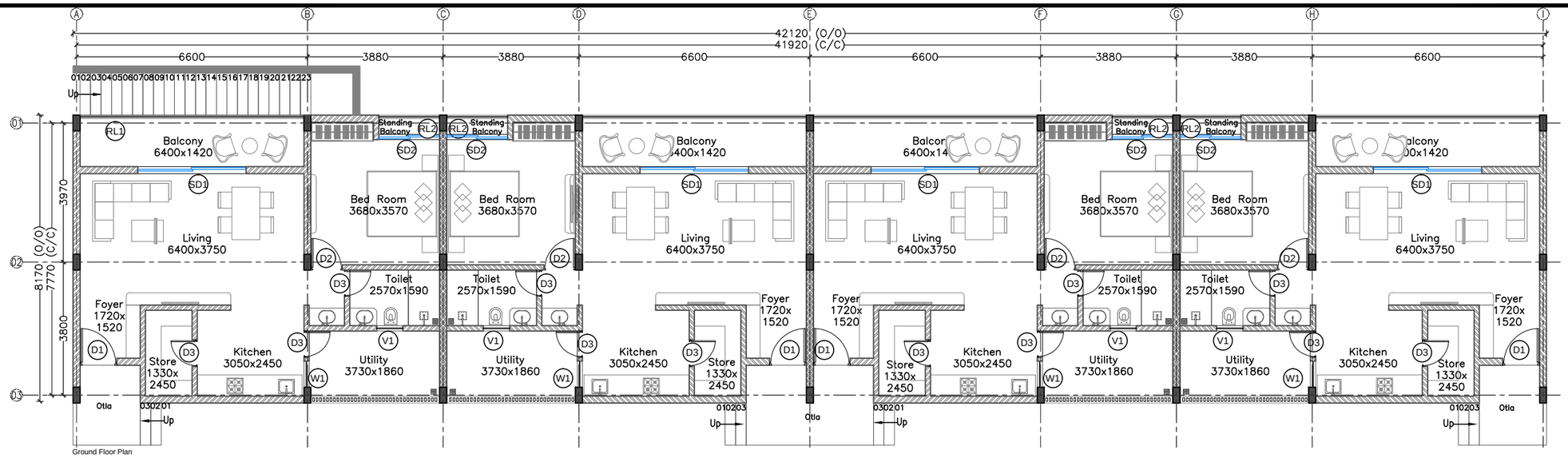

Ground Floor Plan
Scale 1:140

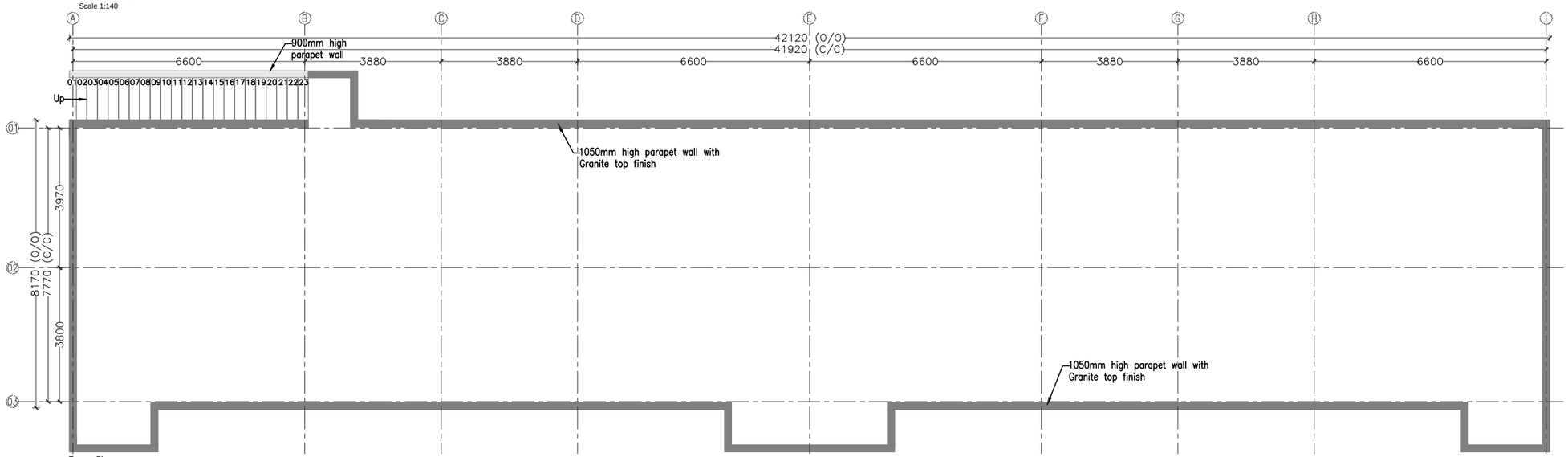

Terrace Plan
Scale 1:140

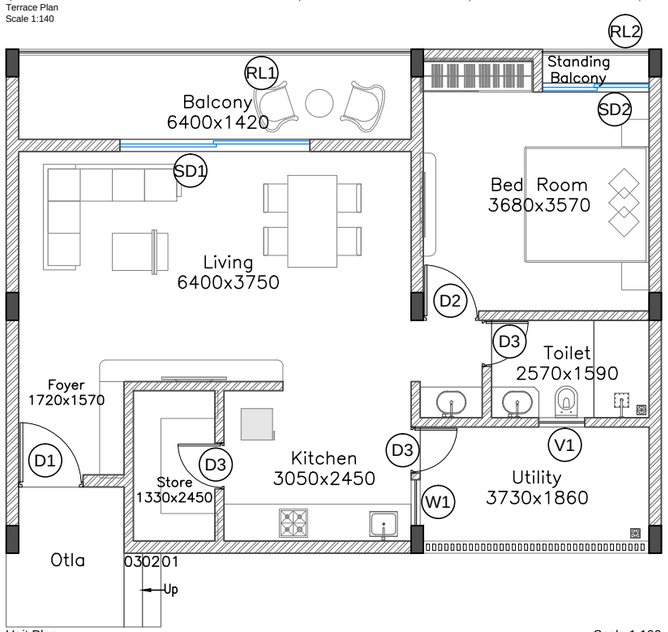

Unit Plan
Scale 1:100

Opening Schedule

Door Schedule

Name	Size		Sill Level	Lintel Level
	Width	Height		
SD1	3100	2100	-	2100
SD2	1740	2100	-	2100
D1	1050	2100	-	2100
D2	900	2100	-	2100
D3	750	2100	-	2100

Window Schedule

Name	Size		Sill Level	Lintel Level
	Width	Height		
W1	750	1200	900	2100

Ventilator Schedule

Name	Size		Sill Level	Lintel Level
	Width	Height		
V1	750	600	900	2100

Railing Schedule

Name	Size		Type
	Width	Height	
RL1	6400	900	900 mm high SS Railing
RL2	1740	900	900 mm high SS Railing

Legends for hatch

	Proposed Wall Masonry
	Proposed RCC Structure

Abbreviation

D	Door
W	Window
V	Ventilator
SD	Sliding Door

Rev	Date	Issued	Issued to	Issued for	Author
R0	08-03-25	SC & PR	GMDC	Tender	KBP

Key Plan:

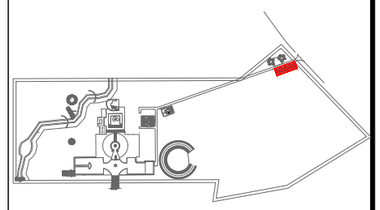

Project: SKVM

Drawing: Floor Plans
C Type Quaters
Sheet 01

Drawing Code: 2331_ARC_TD_21_R0

Print Size: A3 | Scale: 1:100

File Title: 2331_ARC_TD_21_R0

Project Code:	Project Type :	Location :
MSA 2331	ARC & INT	Mandvi

Print Date	Drawn By	Checked By	Approved By
8-Mar-25	K Patel	K Patel	M Shah

MAMTA SHAH & ASSOCIATES
Architects & Interior Designers
C-12, Chanakyapuri Society,
Chanakyapuri Char Rasta,
New Sama Road, Baroda
Ph No. +91 265 2712267 / 2710967
mamta@msain.com / www.msain.com

Client: Gujarat Mineral Development Corporation